

General Conference Package for Primary (8–11 years)

Here, you find some coloring pictures, riddles, and other ideas for General Conference. We hope that your family will develop your own traditions that will turn General Conference into a special event for the entire family.

If you don't have any ideas, ask around in your unit and find out what other families do. It could be very inspiring and all of a sudden, your brain will overflow with your own fun ideas.

The idea with the picture frames could also be easily turned into a game of pairs. Simply print the pictures of the General Authorities twice.



If you want to make your own General Conference journal, you can also print the pictures of the General Authorities and General Officers (PDF). You can cut out the picture of the speaker and glue it into your journal. Write down what you liked about the talk and what thoughts came to you whilst listening.

Have fun at General Conference,

Your Stake Primary Presidency

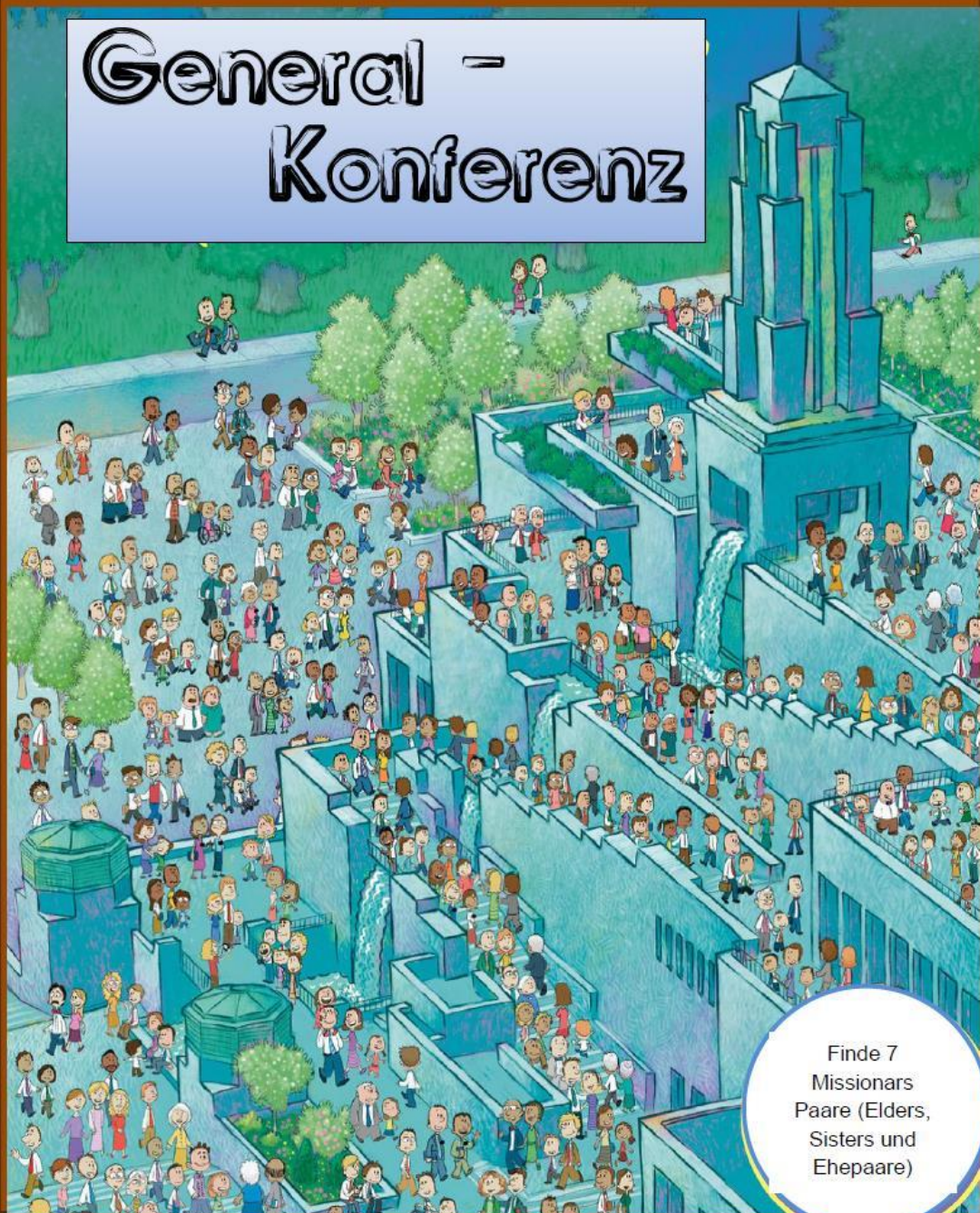
We would like to listen to the words of the prophets.

Can you help us get to the General Conference building on time?



Girls and boys drawn by Susanna Flinch

General - Konferenz



Finde 7
Missionars
Paare (Elders,
Sisters und
Ehepaare)

Illustration von Garth Bruner

König Benjamin

Finde die unten angezeigten Gegenstände während König Benjamin seine Rede hält
(nachzulesen im Mosia Kapitel 2-5)

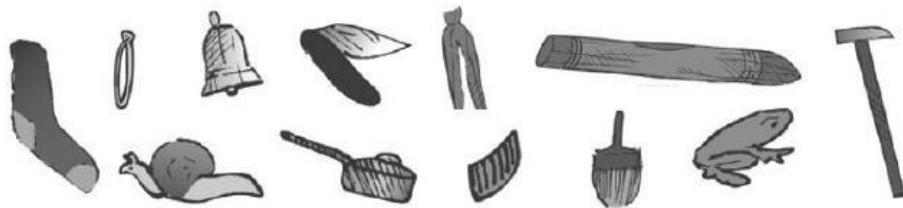



Illustration von Robert Peterson



You may color...

the corresponding fields when you hear the following words during General Conference.

Atonement - 1

Book of Mormon - 3

Faith - 5


Service - 7

Baptism - 2

Church - 4

Family - 6

Temple - 8



You may color...

the corresponding fields when you hear the following words during General Conference.

Jesus Christ - 1

Missionary work - 3

Repentance - 5


Faith - 7

Love - 2


Priesthood - 4

Scriptures - 6

Testimony - 8

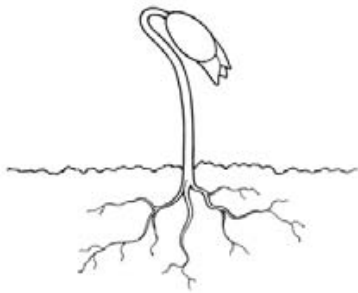



Drinking Straw Necklace



You need:

- Straws in different colors
- Needle and thread for older kids or string/long shoelaces for smaller kids
- Assign each color a term (e.g. blue for faith, yellow for the commandments, red for prayer, purple for the holy scriptures, pink for charity and love...)



- Cut up the straws into pieces of about half an inch each.

Listen to the speakers at General Conference. If you hear someone talk about the commandments, you can now thread a yellow piece of straw for example. The better you listen the more pieces you can thread and the longer your General Conference necklace.

General Conference Puppet

You need:

- Toilet paper roll
- Scissors
- Glue stick
- Colored paper
- Black paper
- White paper
- Skin-colored or orange paper
- Crayons or colored pencils (to draw the face)



Take the black paper strip and glue it on the white one. The V-neck of the black strip should be covered by the white paper. Make sure that the white paper surpasses the black border by about 2 mm (shirt collar).

Cut out the hair and the skin-colored piece of paper. Only put glue on the upper margin of the hair piece. Glue the two strips together. The two upper borders should flush with each other.

Now glue the head strip with the hair unto the paper roll. Make sure the paper roll is entirely covered.

Now, you can glue the strip for the shirt and the suit unto the paper roll. Make sure that the paper roll is covered all the way to the bottom end.

Cut out the pieces for the suit, the triangles for the shirt, and the tie. Glue on the pieces for the suit first.

Glue the tie on in the center of the shirt. Now, you can stick on the triangles for the shirt (you will cover some parts of the tie that you glued on earlier).

Finally, draw a nice face... Done!

What's your puppet's name? The puppet shown above is Elder Uchtdorf.

