

General Conference Package for Primary (4–7 years)

Here, you find some coloring pictures, riddles, and other ideas for General Conference. We hope that your family will develop your own traditions that will turn General Conference into a special event for the entire family.

If you don't have any ideas, ask around in your unit and find out what other families do. It could be very inspiring and all of a sudden, your brain will overflow with your own fun ideas.

The idea with the picture frames could also be easily turned into a game of pairs. Simply print the pictures of the General Authorities twice.

If you want to make your own General Conference journal, you can also print the pictures of the General Authorities and General Officers (PDF). You can cut out the picture of the speaker and glue it into your journal. Draw a picture of something you hear or cut out the symbols of the straw necklace or of the counting words activity and glue the pictures that match the talk below the pictures of the speakers.

Have fun at General Conference,

Your Stake Primary Presidency

General Conference Observation Game


Color or circle the objects when you see them on the screen.




ring




Conference building



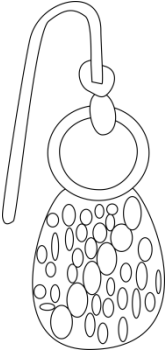
organ keys



armchair



tree




earring



flower




speaker




tye

God's prophets and apostles speak to us
at General Conference




Follow the Prophet



Hör auf den Propheten!

Was ich, der Herr, gesagt habe, das habe ich gesagt, ... sei es durch meine eigene Stimme oder durch die Stimme meiner Knechte, das ist dasselbe.

Lehre und Bündnisse 1:38


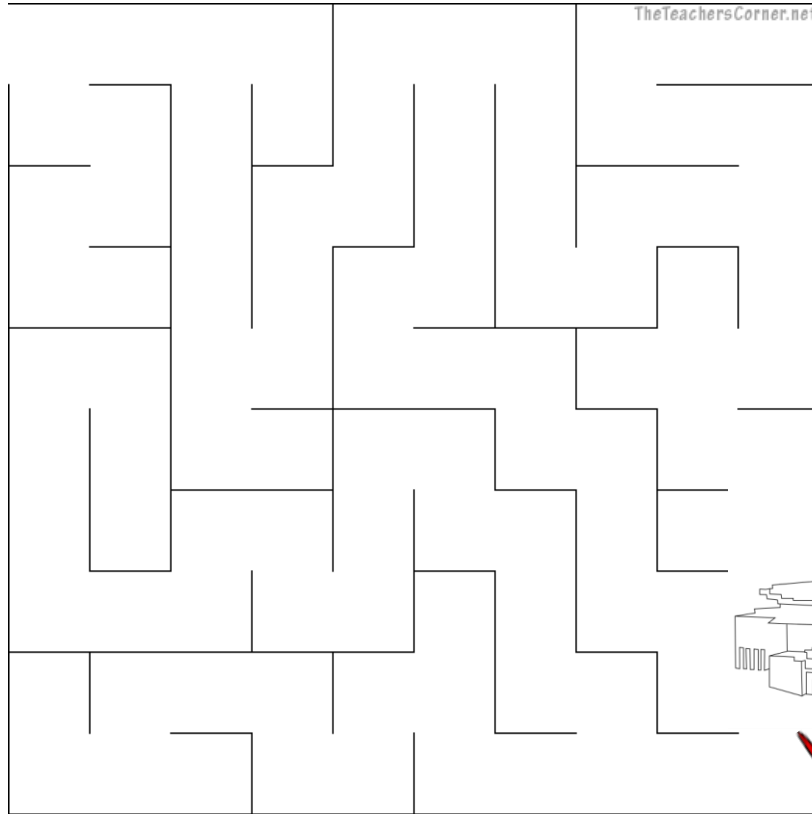


Find your way to General Conference

Can you find your way through the maze to General Conference?



easy

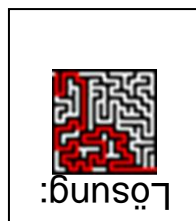




Find your way to General Conference

Can you find your way through the maze to General Conference?



medium


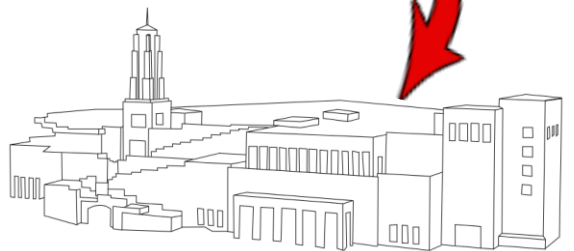



Find your way to General Conference

Can you find your way through the maze to General Conference?




hard



General Conference

Find the following objects.



For more conference activities, go to friend.lds.org.

Counting Words

There are different ways to use bellow fields.





Option 1:

Draw a tally into the empty field each time you hear the listed word.


Option 2:

Place a dry chickpea, bean, or wooden bead on the corresponding field when you hear the listed word. Once you reached five fields, you can replace the beans with sweets such as a piece of fruit, gummy bears, fruit drops or something salty such as pretzels.

Have fun counting and listening.

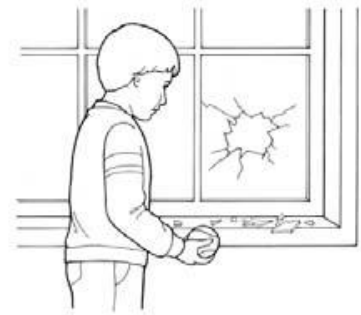
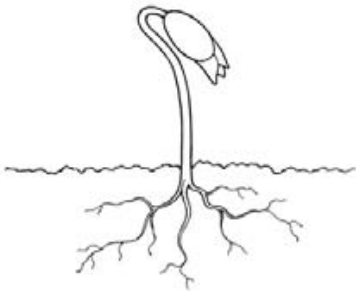

 Jesus Christ _____		Prophets  _____	
	 Atonement _____		 Heavenly Father _____
Love  _____		Family  _____	
	Scriptures  _____		 Children _____

Drinking Straw Necklace



You need:

- Straws in different colors
- Needle and thread for older kids or string/long shoelaces for smaller kids
- Assign each color a term (e.g. **blue** for faith, **yellow** for the commandments, **red** for prayer, **purple** for the holy scriptures, **pink** for charity and love...)



- Cut up the straws into pieces of about half an inch each.

Listen to the speakers at General Conference. If you hear someone talk about the commandments, you can now thread a yellow piece of straw for example. The better you listen the more pieces you can thread and the longer your General Conference necklace.