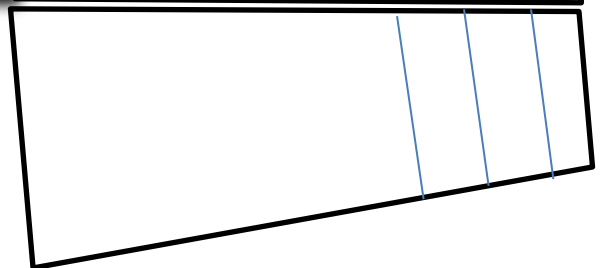




Picture Frames for the General Authorities








And this is how it's done:

- Laminate the page
- Cut out the frame and the pictures.
- Cut out inside of frame
- Stick the picture frame unto the rectangle with scotch tape (upper left, lower right and the entire left side).
- Glue the part of the stand for the picture frame shaded in blue unto the rectangle, fold over the rest of it (see picture below).
- Stick the pictures of the apostles and prophets that speak into the picture frame during conference.
- Alternative: You may eat a little snack whenever a prophet speaks.
- Challenge for children ages 8 and up: Learn the names of all the apostles and of the members of the first presidency.



Picture Frames for the General Authorities





M. Russell Nelson

Henry B. Eyring

Jeffery R. Holland

David A. Bednar

D. Todd Christofferson

Ronald A. Rasband

Dale G. Renlund

Ulisses Soares

Dallin H. Oaks

M. Russell Ballard

Dieter F. Uchtdorf

Quentin L. Cook

Neil L. Andersen

Gary E. Stevenson

Gerrit W. Gong